

# Connection method (IOS)

<SSID : BIGS\_Free\_Wi-Fi>

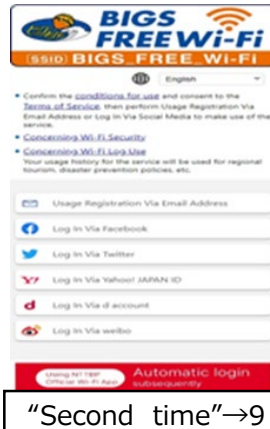
1 Tap "Settings" and tap "Wi-Fi" to turn on Wi-Fi.



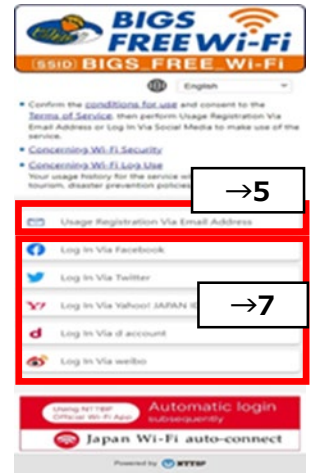
2 After that Select "BIGS\_Free\_Wi-Fi".



3 The portal screen is automatically displayed.



4 Please select a registration method "mail address" →5 "SNS account" →7



## mail address

5 Enter your email address and press "Temporary Registration" to complete the temporary registration



6 Permanent registration Email received ※Tap the URL →Connection complete

**Free Internet Service -- Verify Your Registration**

■About your free Internet service registration■

Thank you for registering to use our free Internet service.

The initial stage of your registration is currently complete.

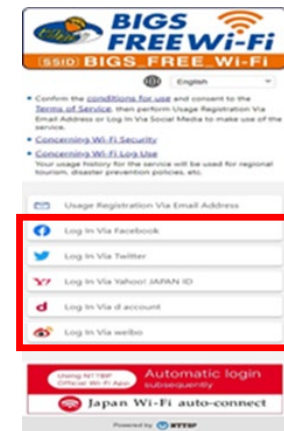
To fully complete your registration, please click the URL below.

[https://www.wifi-cloud.jp/auth\\_odakyubus\\_u\\_en?send\\_type=maactivate&auth\\_code=cfb6652889f32a6d487a397f295f295b&ts=1576269658](https://www.wifi-cloud.jp/auth_odakyubus_u_en?send_type=maactivate&auth_code=cfb6652889f32a6d487a397f295f295b&ts=1576269658)

※Please note that the above URL is only valid for 10 minutes from the time your initial registration is complete.

## SNS account

7 Tap the SNS you want to use



8 Enter the login information for each SNS account and tap Login →Connection complete




## Second time

9 Tap "Use the Service" →Connection complete



10 After the connection is completed



❓ If the Wi-Fi service login screen is not displayed:

■ Is your device connected to Wi-Fi?

If the Wi-Fi icon shows the "loading" symbol, or a message such as "Obtaining IP Address" is displayed, your device has not established a connection with the Wi-Fi network. If it seems to be taking too long to connect, turn the Wi-Fi off temporarily, then turn it back on and try to connect again.

■ My device is connected to Wi-Fi, but the login screen is not being displayed

Please access by entering http://jwif.jp in the address bar of your web browser. (Safari, Google Chrome, etc.).

\*Please ensure that your device is connected to Wi-Fi.

Click here to install the app!

**Japan Wi-Fi auto-connect**  
対応 OS : Android6.0 以上 / iOS12.x 以上

GET IT ON Google Play | Download on the App Store